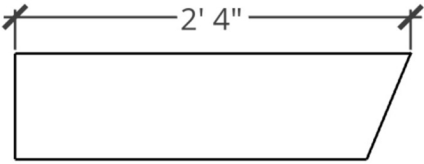
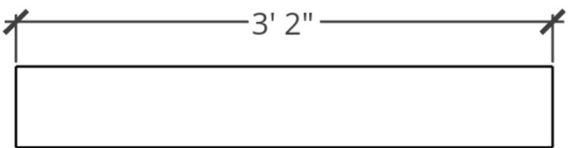


Sawhorse Plans

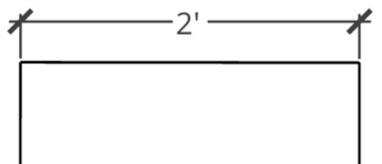
David Ellsworth



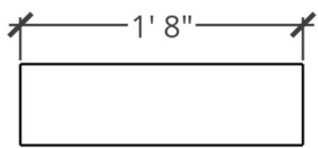
Leg, 110 degree angle at top, 2x8, Qty: 4



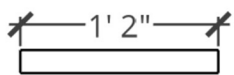
Long Horizontal, 2x6, Qty: 4



Top Rail, 2x8, Qty: 2



Short Horizontal, 2x6, Qty: 7



Backstop, 2x2, Qty: 1

